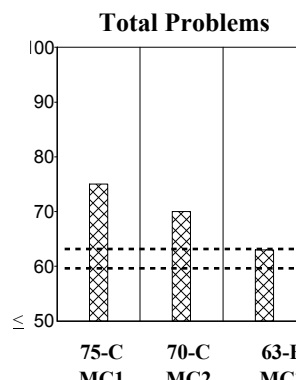
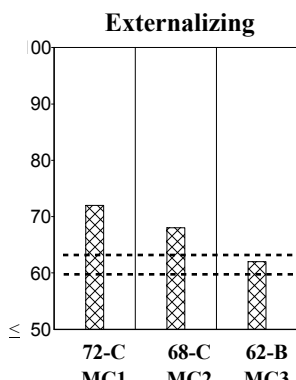
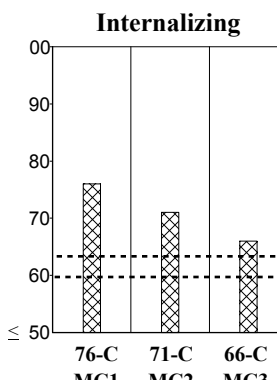
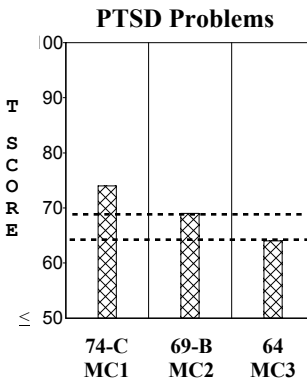
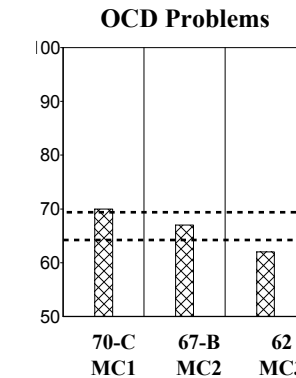
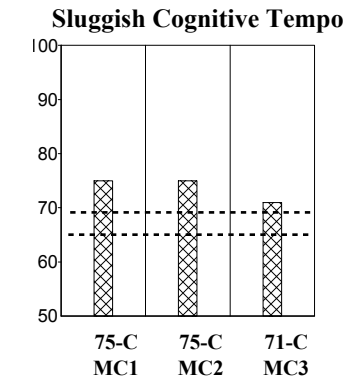
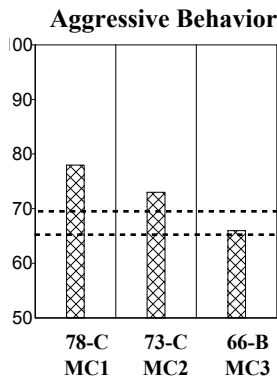
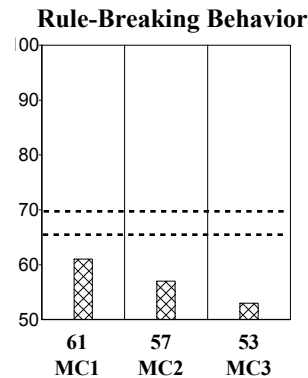
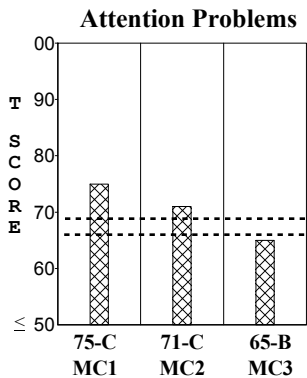
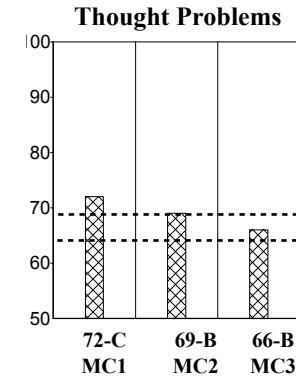
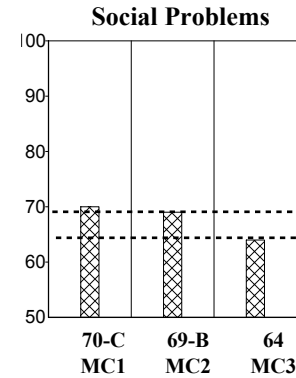
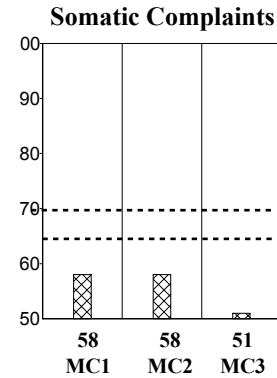
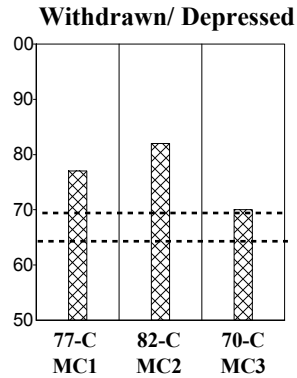
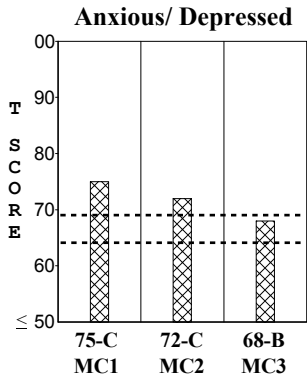


Multicultural Comparison of T-Scores for Different Societies - CBCL/6-18 Scales

ID: EndurmenntHI
 Name: Not displayed
 Gender: Male
 Birth Date: 03/03/89

Code	Society	Form Code, Society, Form Information				
		Eval ID	Age	Informant Name	Relationship	Date
MC1	Iceland	1	15	Not displayed	Biological Mother	04/04/04
MC2	ASEBA Standard					
MC3	Portugal					



Depending on your choice of societies, the displayed *T* scores may be identical or different. For more information on the use of multicultural normative groups for assigning *T* scores, please refer to the *Multicultural Supplement to the Manual for the ASEBA School-Age Forms & Profiles*, (Chapter 5), available for purchase from www.aseba.org.

Legend :
B = Borderline clinical range
C = Clinical range
nc = not calculated due to insufficient data
 Broken lines = borderline clinical range

Copyright 2007 T.M. Achenbach
 ASEBA, University of