

OASR/60-90+ - Adaptive Functioning Scale Scores for Women Over 75

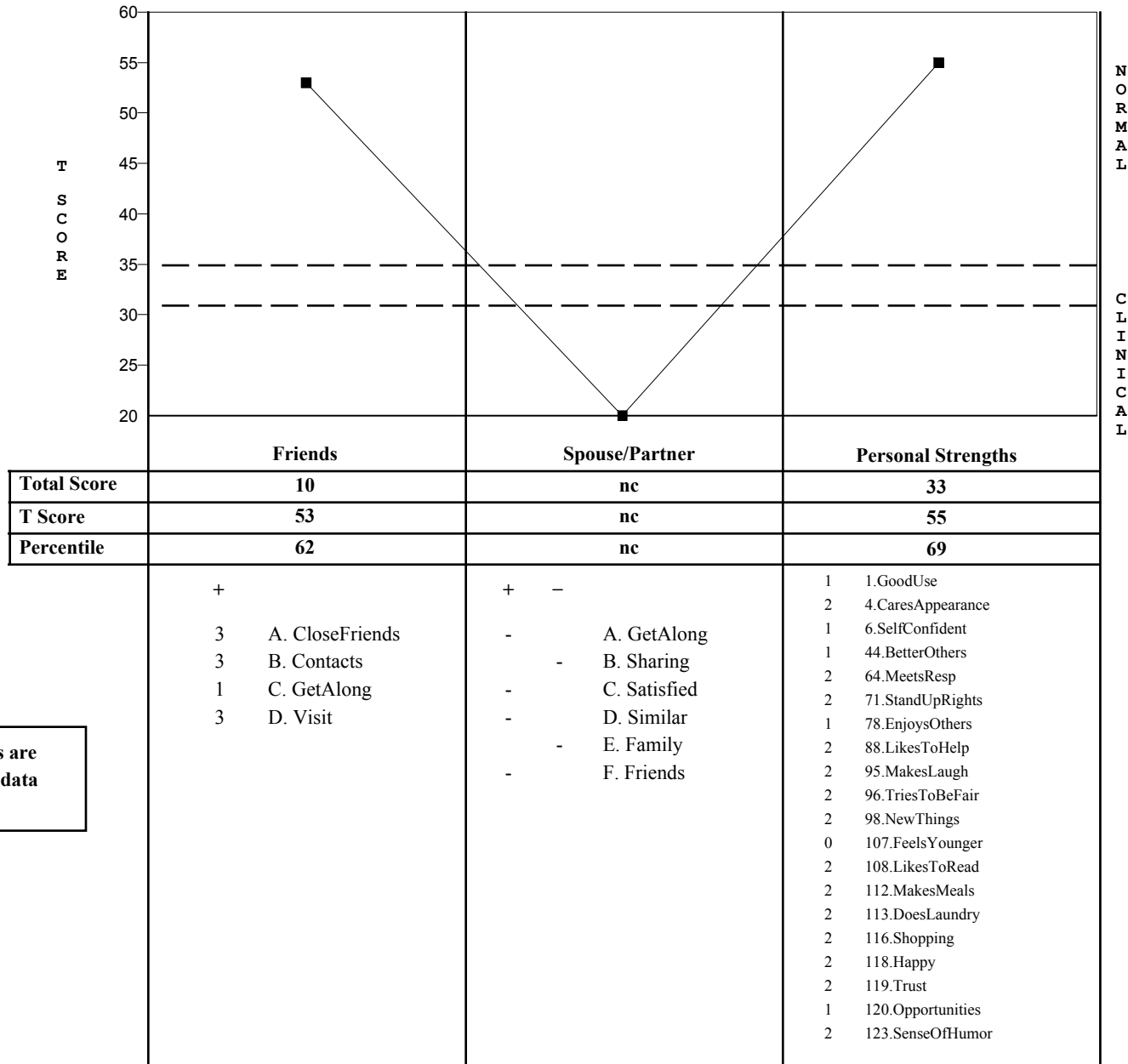
ID: For60-01
Name: Not displayed

Gender: Female
Age: 84

Date Filled: 10/03/2005
Birth Date: / /

Clinician: Halldor S Gudm.
Agency:

Informant: Not displayed
Relationship: Self



nc = Scale scores are not computed if data are insufficient.

B = Borderline clinical range; C = Clinical range

Broken lines = Borderline clinical range

Copyright 2004 T. Achenbach
ASEBA, University of Vermont
1 South Prospect St.
Burlington, VT 05401-3456
www.ASEBA.org

OASR/60-90+ - Syndrome Scale Scores for Women Over 75

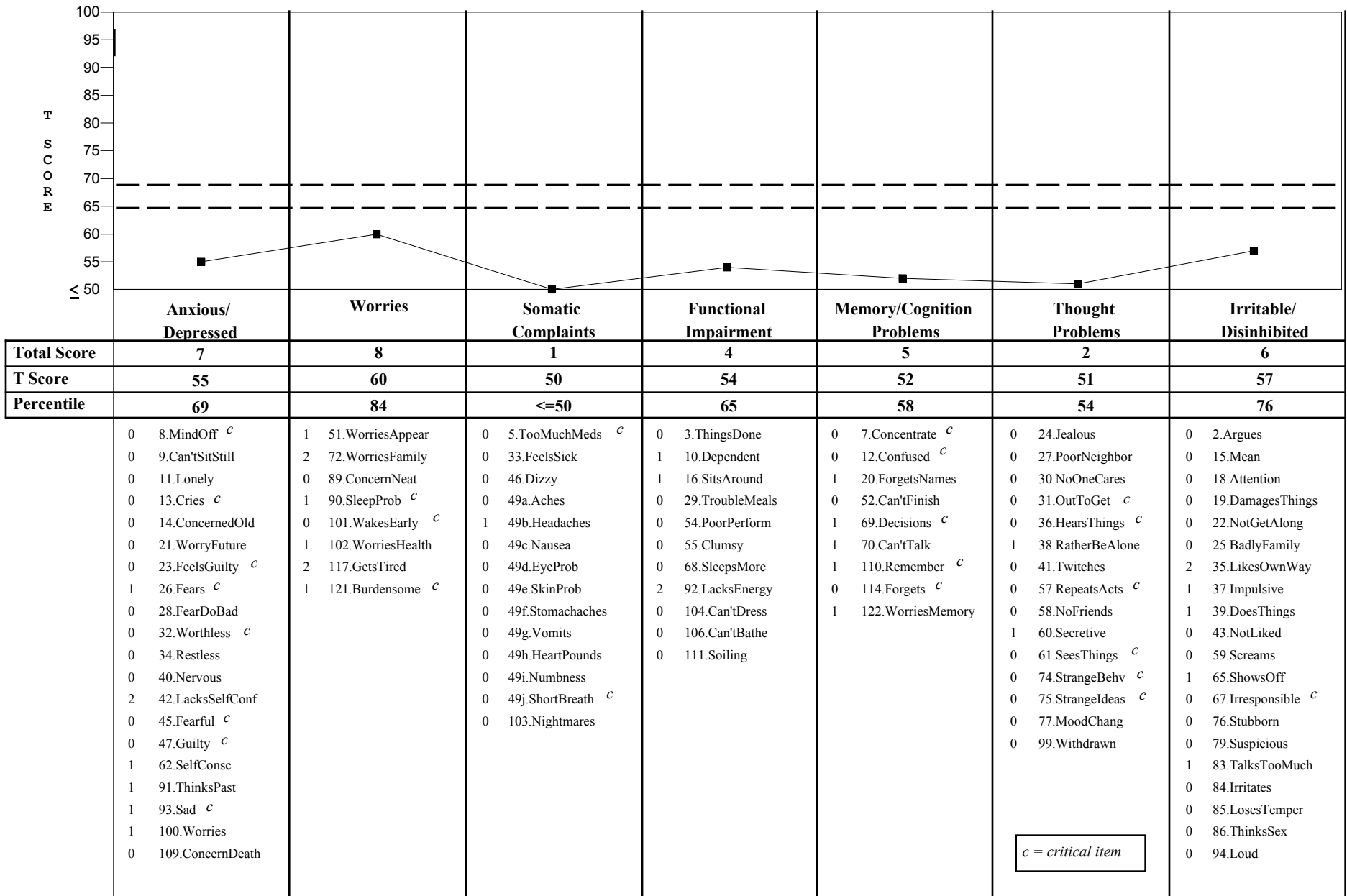
ID: For60-01
Name: Not displayed

Gender: Female
Age: 84

Date Filled: 10/03/2005
Birth Date: / /
Verified: Yes

Clinician: Halldor S Gudm.
Agency:

Informant: Not displayed
Relationship: Self



C
L
I
N
I
C
A
L

N
O
R
M
A
L

c = critical item

OASR/60-90+ - Total Problems, Critical Items, Substance Use, & Other Problems for Women Over 75

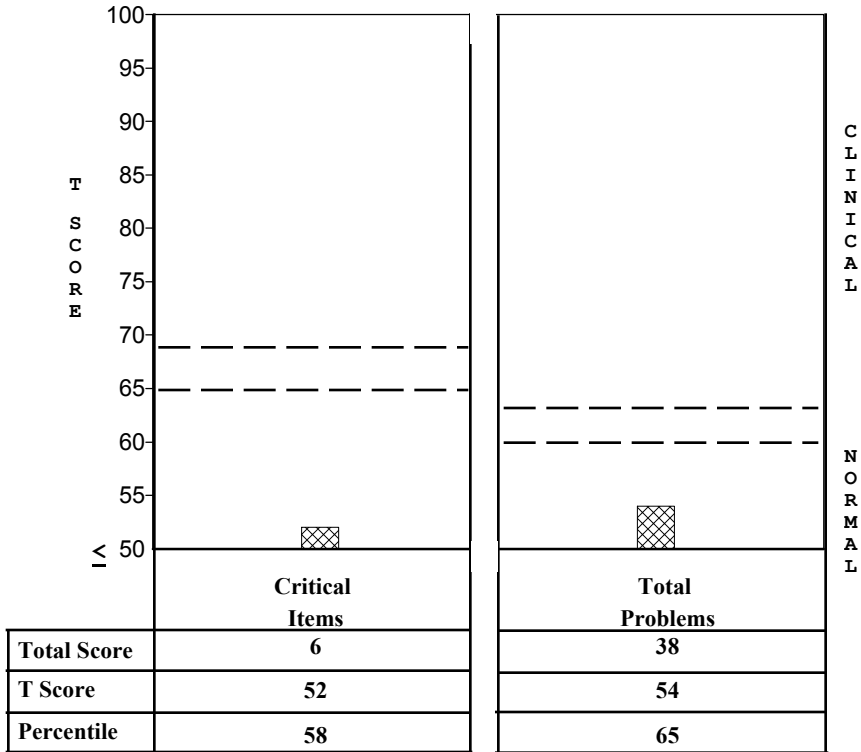
ID: For60-01
Name: Not displayed

Gender: Female
Age: 84

Date Filled: 10/03/2005
Birth Date: / /

Clinician: Halldor S Gudm.
Agency:

Informant: Not displayed
Relationship: Self



Other Problems	
0	17.HarmsSelf ^c
1	48.Tired
0	49k.OtherPhysical
0	50.Attacks ^c
0	53.EnjoysLittle ^c
1	56.AvoidsTalk
0	63.Punished
1	66.Shy
0	73.Steals
0	80.DrinksTooMuch ^c
0	81.ThinksSuicide ^c
0	82.TroubleLaw ^c
0	87.Threatens
1	97.Can'tSucceed
0	105.DislikePhone
1	115.Bored

c = critical item

Substance Use	
0	124. Times a day tobacco was used
0	125. Number of days had 5 or more drinks
0	126. Number of days drunk
0	127. Number of days drugs were used

Copyright 2004 T. Achenbach
ASEBA, University of Vermont
1 South Prospect St.
Burlington, VT 05401-3456
www.ASEBA.org

ADM Version 6

OASR/60-90+ - DSM-Oriented Scales for Women Over 75

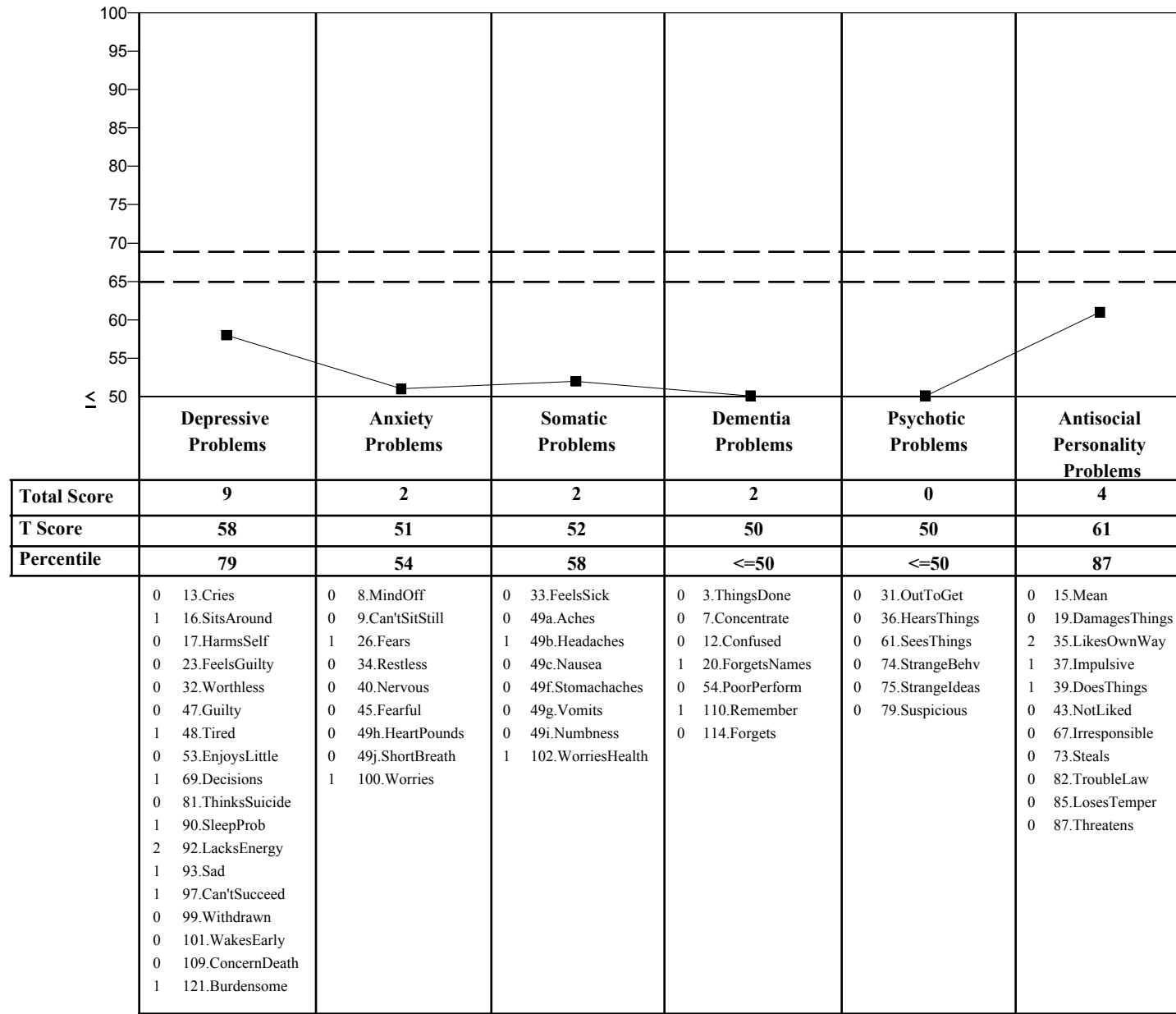
ID: For60-01
Name: Not displayed

Gender: Female
Age: 84

Date Filled: 10/03/2005
Birth Date: / /

Clinician: Halldor S Gudm.
Agency:

Informant: Not displayed
Relationship: Self



C
L
I
N
I
C
A
L

N
O
R
M
A
L

B = Borderline clinical range; C = Clinical range

Broken lines = Borderline clinical range